

DONMAR SUNROOF IDENTIFICATION REQUEST FORM

please fill in as much of the following information as possible to assist DONMAR in identifying an unknown sunroof

Restyling Company Name:		Contact Person:	
DONMAR Cust. No.:	Phone: ()	Fax: ()	

Vehicle Make: _____ **Model:** _____ **Year:** _____

Sunroof Frame Dimensions [*measure the outer frame edge to edge*] front-to-rear: _____ x side-to-side: _____ (inches)

→ **NOTE:** most factory sunroofs do not have an outer frame - the painted vehicle roof is bent over the edge of the sunroof opening

Frame Corners: tight (soda can) relaxed (gallon paint can) **Curved Leading Edge** (bow front)? Yes No
Frame Material: metal plastic **Frame Finish:** smooth light texture heavy texture
Interior Headliner Trim: wrapped finish (factory style) exposed metal frame flexible plastic trim bezel
Glass Color: dot print reflective dot on reflective gray tint green tint painted metal panel

Glass Markings:

POP-UP SUNROOF (glass vents or can be removed)

Handle/Latch: plastic metal crank **Button(s):** red gray green release lever
Front Hinges: metal plastic locking gray release lever black release lever
Caps on Glass: round oval square rectangular 1 handle plate none - framed glass none

Markings on Frame or Handle:

TOPSLIDER SUNROOF (glass slides in external roof mounted rails)

Operation: grab handle twist knob squeeze lever front motor rear motor manual crank
Deflector: transparent opaque adjustable flaps **Caps on Glass:** round rectangular

Markings on frame, handle or motor:

SPOILER SUNROOF (vents in rear and slides open over top of the roof)

Operation: front motor rear motor front crank rear crank
Caps on Glass: round oval rectangular none- framed glass none - mechanism bonded glass
Motor Cover: none black light gray beige (tan)
Built-In Light: none frame (rear) motor cover
Sun Shade: none removable cloth roll-up louvers cloth covered sliding panel

Markings on frame, handle or motor:

FOLDING SUNROOF (fabric or vinyl sliding panel, folds back as it slides open)

Operation: motorized manual lever handle manual crank handle
Deflector: flip-out external (opaque) none **Headlining:** cloth vinyl

Markings on frame, handle and motor:

INTERNAL SLIDING SUNROOF (NOTE: DONMAR does not sell moonroof kits, but can ID and advise source for parts or service)

Operation: front motor rear motor front crank rear crank lever handle Rear Vent Mode
Switch: lighted one button multiple buttons electronic control module [one-touch]
Sun Shade: louvers black handle chrome handle

Markings on frame, handle and motor:

Write in additional description and attach drawings or photos which may be helpful to identify the sunroof. DONMAR will advise if service parts are available, or suggest a replacement model. *Sunroof Professionals may Email or Mail completed form to DONMAR for assistance.*

Tips for describing a sunroof to identify make/model or get a suitable replacement

**Traditional
Relaxed Corners**



Tight Radius Corners




straight front
relaxed corners

curved front
tight corners




How to Measure a Sunroof:
Measure **OUTSIDE** Frame where
the edge of the sunroof touches
the painted vehicle roof

POP-UP




SPOILER



TOPSLIDER



FOLDING



INBUILT

