



REPLACEMENT LED LIGHTS

Replacement LED Lights				
STOCK#	Length	# LED	Mount	CODE
GP-LED	15½"	60	4 T	A
C494-575°	16½"	40	2 H	A
FD555109*	17"	62	2 T	B
FD555110	15½"	60	3 T	B
FD555111	15½"	35	4 T	A
FD555111A	15½"	35	G	A
FD555112	25½"	60	6 T	B
FD555113	31"	72	4 T	C
FD555114	18"	40	3 H	B
FD555115	15½"	40	G	A
FD555116	19½"	40	3 H	B
FD555117	9-3/8"	28	2 T	A
FD555119	21-7/8"	60	3 T	B
FD555120	9½"	5	2 H	A
FD555121	15-5/8"	40	4 T	A
FD555122	16½"	40	2 H	A
FD555123	16-1/8"	48	4 H	B
FD555124	15-5/8"	35	4 H	A
FD555125	16-7/8"	60	2 T	A
FD555126	17½"	40	4 T	A
FD555127	33"	120	5 T	C
FD555128	15-5/8"	35	4 H	A
FD555129	16½"	36	2 H	A
FD555130	25½"	84	4 H	B
FD555131	18-7/8"	40	4 T	B
FD555132	15½"	32	2 H	B

Mounting Method: T=tabs, H=holes, G=tape-on


° DOT approved light

WINGLED\$.xls 6/1/04

Note: Warranty lights must have minimum of 6" wire remaining

THIRD STOP LAMP REGULATIONS

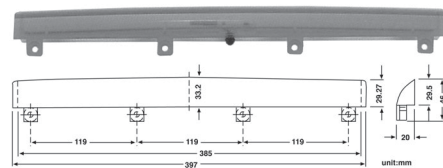
NHSTA standards preclude the installation of any device that renders the center high mounted stop light ineffective, in whole or in part. If, when positioned in the desired location, the top rear edge of the wing is at least 5 degrees lower than the center mounted stop lamp, then the objectives have been met. If not, an auxiliary third stop lamp must be installed. *Note - many LED lights do not meet DOT requirements.*



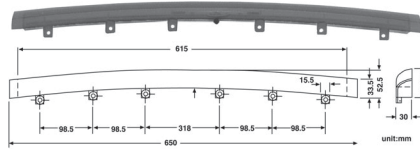
GP-LED



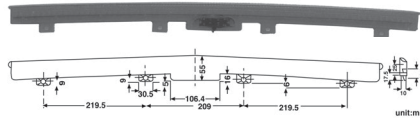
FD555110



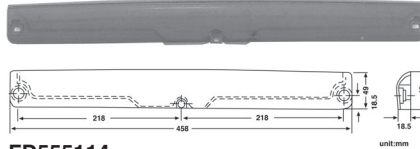
FD555111




FD555112




FD555113



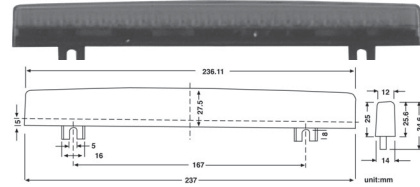
FD555114



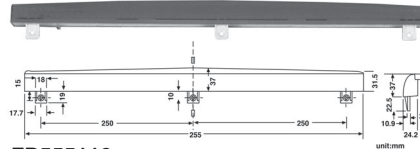
FD555115



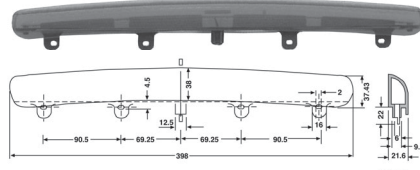
FD555116



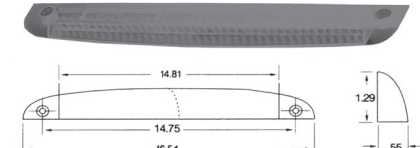
FD555117



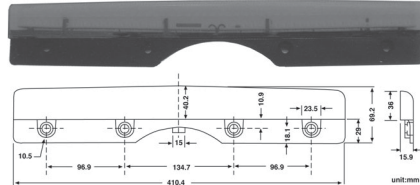
FD555119



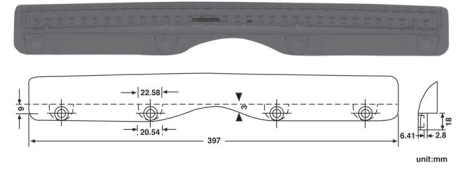
FD555121



FD555122



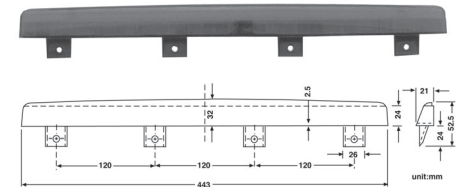
FD555123



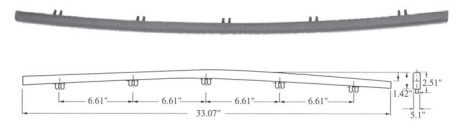
FD555124




FD555125



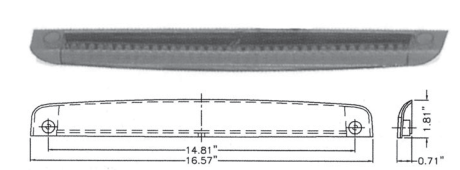
FD555126



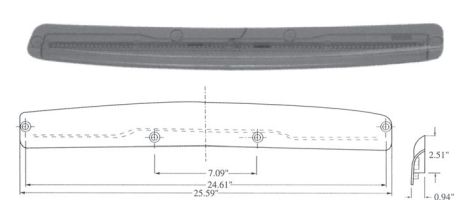
FD555127




FD555128




FD555129



FD555130



FD555131



FD555132

